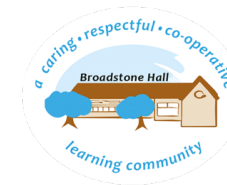


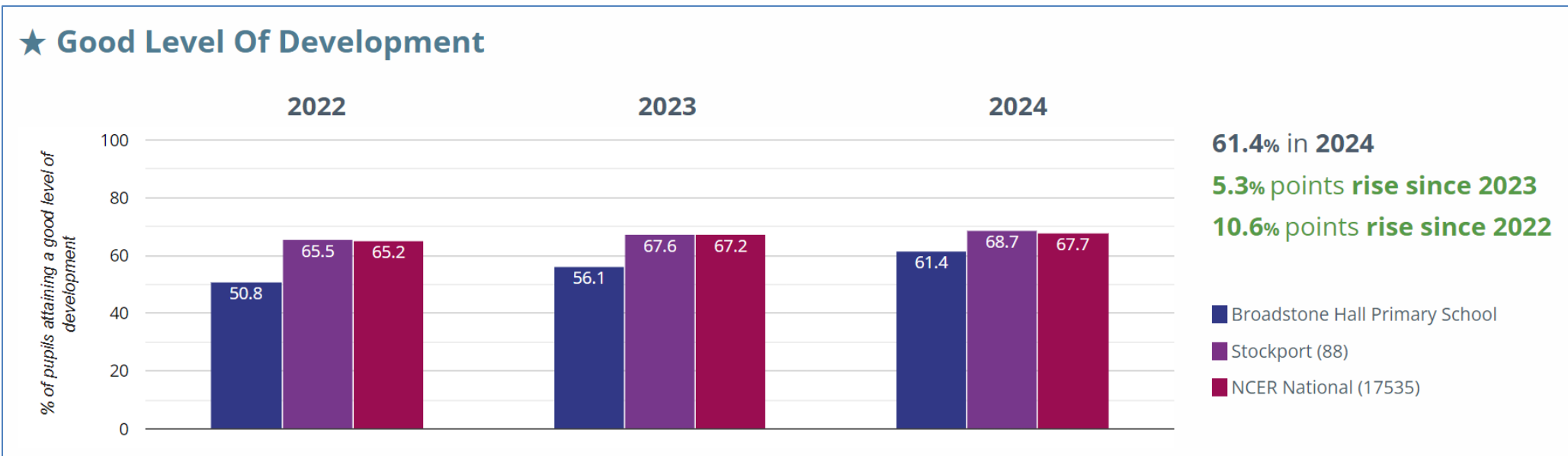


2024 Data Summary



Trends Over Time at Statutory Assessment Points

EYFS



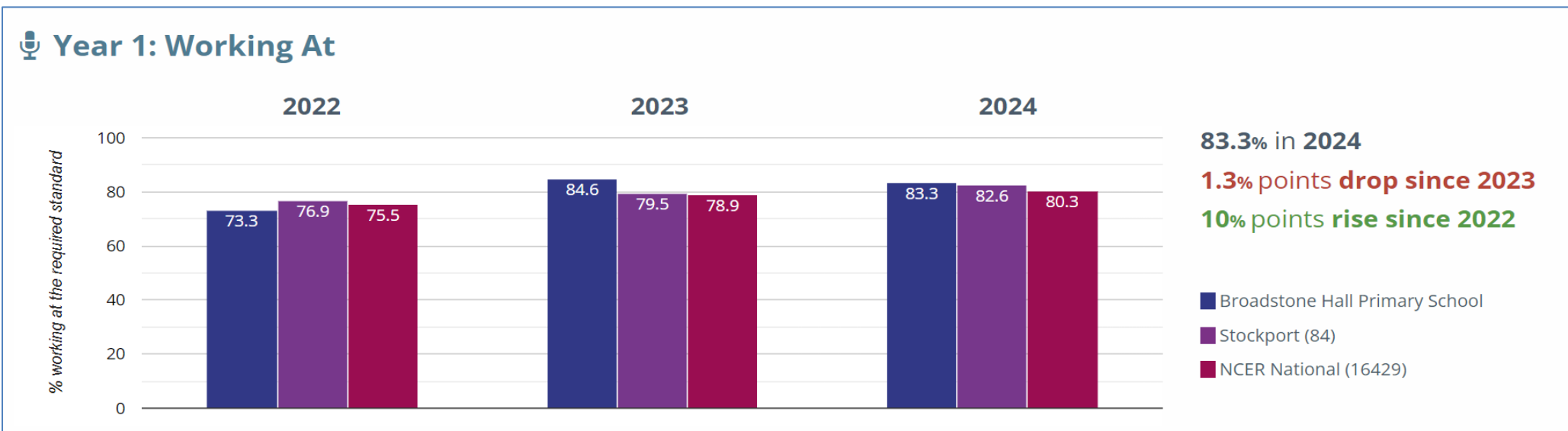
In 2024, from a cohort of 70 pupils, 61.4% achieved a good level of development (GLD), a total of 43 pupils.

The EYFSP good level of development has **increased by 5.3%** from 56.1% in 2023 to 61.4% in 2024. This is equivalent to approximately **4 more pupils achieving** a good level of development in 2024.

The GLD in our school is **6.3% lower than the National average of 67.7%**. This is the equivalent of **4 fewer pupils**, compared to the National average.

BHPS is in percentile 73 when compared to all schools nationally for a good level of development. Our school **rose 9 places in the percentile rankings** between 2023 and 2024, from 82 to 73.

Phonics



In 2024, 83.3% of our Year 1 cohort achieved the expected standard in Phonics, **3.1% higher than the National average of 80.2%**. This is the **equivalent to 2 more pupils** in our school achieving the expected standard compared to the National average.

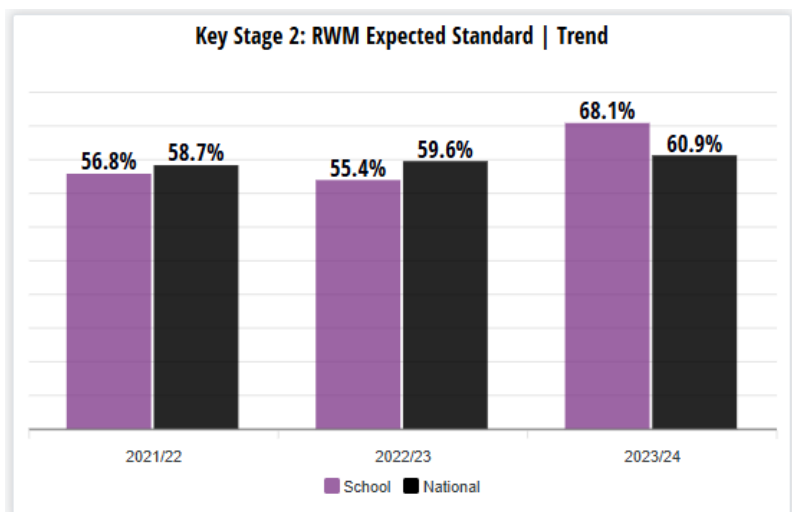
In Year 2 the expected standard percentage in Phonics **increased by 36.2%** from 47.1% in 2023 to 83.3% in 2024. This is equivalent to approximately **4 more pupils achieving** the expected standard in 2024. Our school is in percentile 17 when compared to all schools nationally for Year 2 expected standard. **Our school rose 56 places in the percentile rankings between 2023 and 2024, from 73 to 17.**



2024 Data Summary



Key Stage Two



From a cohort of 69 pupils, at the end of Key Stage 2, **68.1% achieved the expected standard in Reading, Writing & Maths combined**, a total of 47 pupils. This is **7.2% higher than the National average of 60.9%** and equivalent to **5 more pupils** achieving in our school compared to the National average.

Our school's expected standard percentage in Reading, Writing & Maths combined has **increased by 12.7%** from 55.4% in 2023 to 68.1% in 2024. This is equivalent to approximately **9 more pupils** achieving the expected standard in 2024.

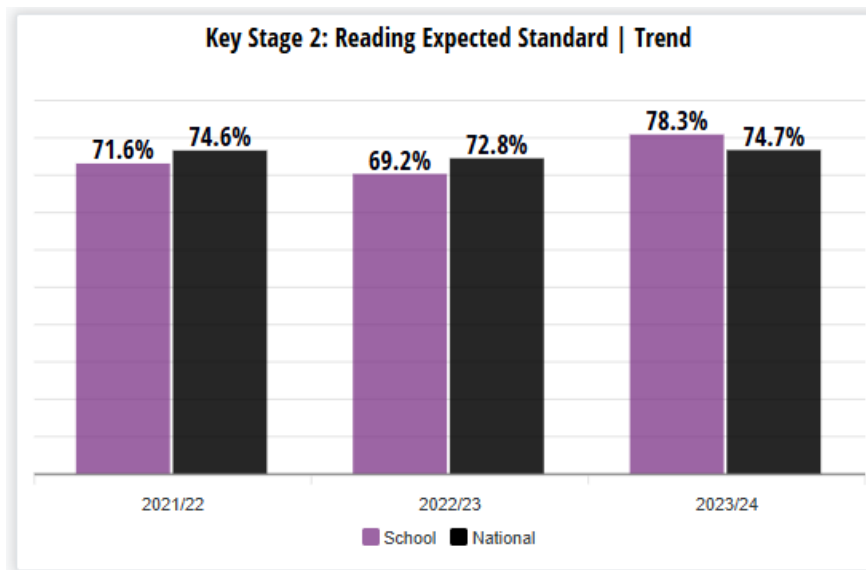
BHPS is in percentile 35 when compared to all schools nationally for the combined expected standard in Reading, Writing & Maths. We **rose 30 places in the percentile rankings** between 2023 and 2024, from 65 to 35.

From a cohort of 69 pupils, 78.3% achieved the expected standard in Reading, a total of 54 pupils. 23.2% achieved a higher standard in Reading, a total of 16 pupils. The average scaled score in reading was 105.2

Our expected standard percentage in Reading has **increased by 9.1%** from 69.2% in 2023 to 78.3% in 2024; equivalent to approximately **6 more pupils** achieving.

78.3% achieved the expected standard in Reading in our school, 3.6% higher than the National average of 74.7%.

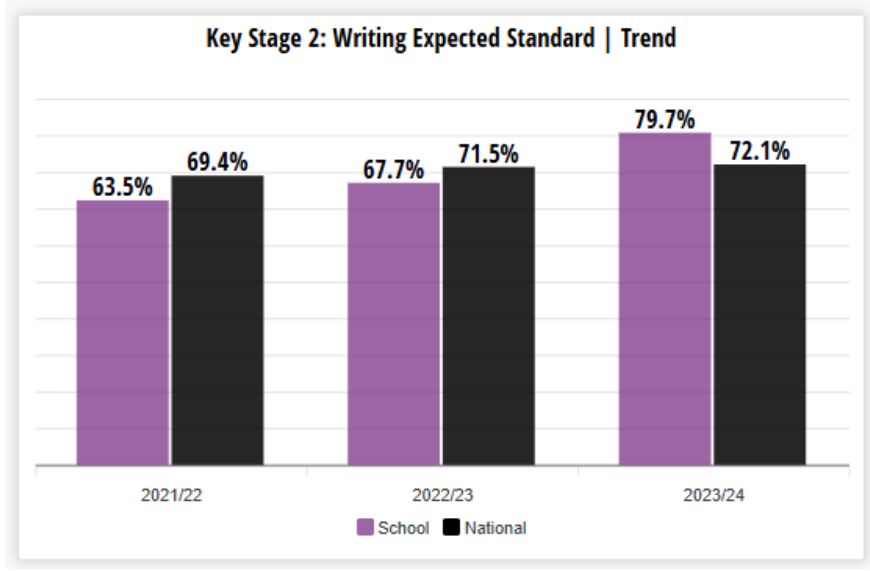
Our school **rose 23 places in the percentile rankings** between 2023 and 2024, from 69 to 46.



From a cohort of 69 pupils, 79.7% achieved the expected standard in Writing, a total of 55 pupils. Our school's expected standard percentage in Writing has **increased by 12%** from 67.7% in 2023 to 79.7% in 2024; equivalent to approximately **8 more pupils** achieving. **No pupils achieved the Greater Depth Standard in writing; therefore, no pupils achieved the higher standard in all three subjects.**

79.7% achieved the expected standard in Writing, **7.6% higher than the National average of 72.1%**. This is equivalent to **5 more pupils in our school** achieving the expected standard compared to the National average.

Our school is in percentile 31 when compared to all schools nationally for the expected standard in Writing. This is a **rise of 39 places in the percentile rankings** between 2023 and 2024, from 70 to 31.



From a cohort of 69 pupils, 73.9% achieved the expected standard in Maths, a total of 51 pupils. 15.9% achieved a higher standard in Maths, a total of 11 pupils. The average scaled score in maths was 103.1

73.9% achieved the expected standard in Maths, **0.5% higher than the National average of 73.4%**.

Our school is in percentile 55 when compared to all schools nationally for the expected standard in Maths. We **rose 24 places in the percentile rankings** between 2023 and 2024, from 79 to 55.

